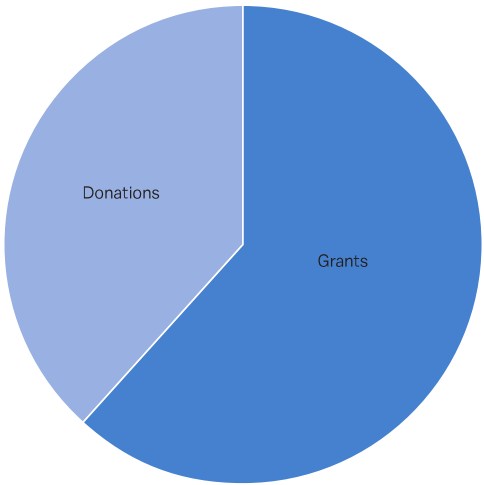
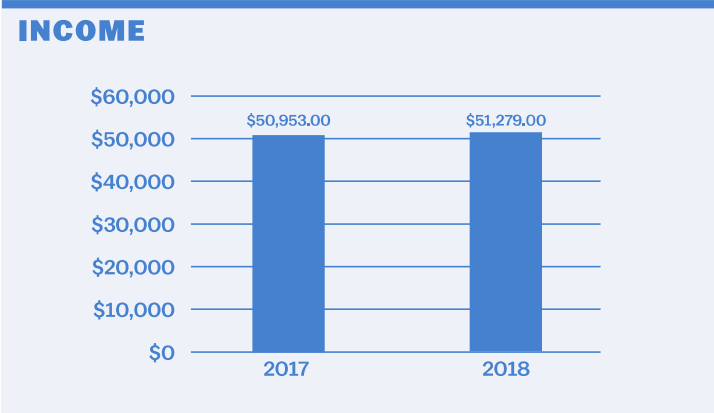


**CSRF Finances: FY 2018**

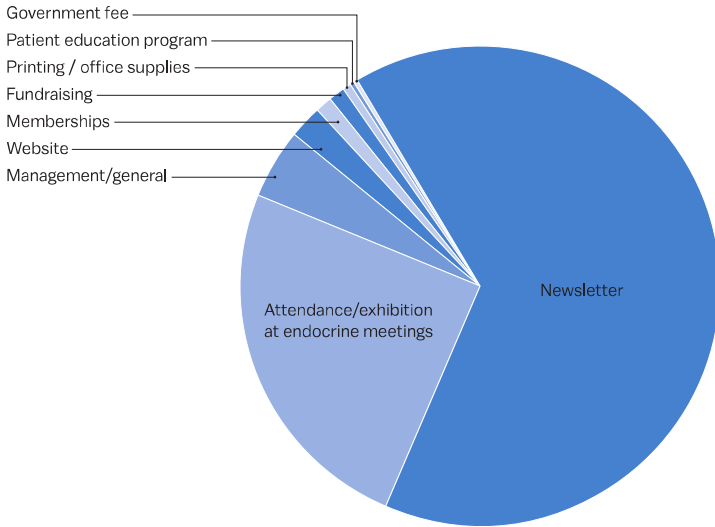
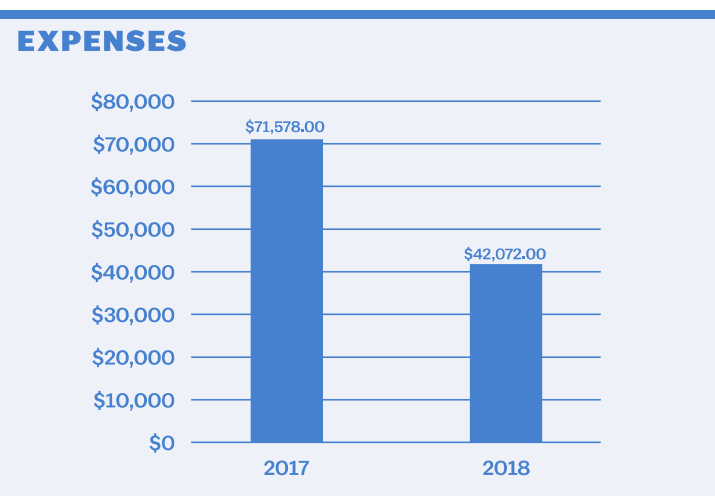
It would be difficult to compare 2018 to the year before; we held a Patient Education Day and invested in a national awareness campaign in 2017, both of which were large expenses not incurred on a regular basis. In 2018, our largest source of income continued to be grants—\$31,730—followed by donations—\$19,549. Overall income in 2018 was \$51,279; in 2017 it was \$50,953. A special thank you to our membership—donations increased about 13% in 2018 over the previous year!

Overall expenses in 2018 totaled \$42,072; in 2017 they were \$71,578. In 2018 our largest expense was the newsletter, which increased considerably in size and distribution over previous years. The next largest expenditure was attendance and exhibition at professional endocrine conferences—the amount we spent in this category is almost the same as in the previous year, but we cut some overall expenses and added a new conference to the rotation in 2018. **The FY 2019 finance report will be in the Summer 2020 issue.**



**2018 Income**

Grants . . . . .	\$31,730.00
Donations . . . . .	\$19,549.00
	<hr/>
<b>Total</b>	<b>\$51,279.00</b>



**2018 Expenses**

Newsletter (create, print, ship) . . . . .	\$27,368.00
Attendance/exhibition at endocrine meetings . . . . .	\$10,468.00
Management/general . . . . .	\$1,934.00
Website maintenance and hosting . . . . .	\$999.00
Memberships in related organizations . . . . .	\$481.00
Fundraising . . . . .	\$382.00
Printing and office supplies . . . . .	\$291.00
Patient education program . . . . .	\$114.00
Government fee . . . . .	\$35.00
	<hr/>
<b>Total</b>	<b>\$42,072.00</b>